




CAT




DOG




PIG



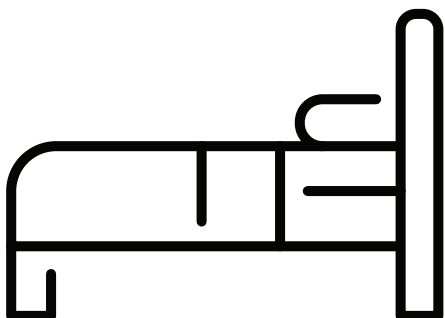
FOX




HEN




BED




SUN



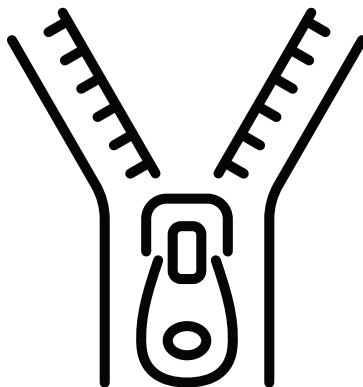
WEB



JAM



ZIP



Prompt:

Create printable preschool word cards on a vertical Letter-sized page (8.5" × 11"). Arrange two cards per page (stacked vertically).

Card layout:

- Maintain 0.5" margins on all sides.
- Place a three-letter, preschool-friendly word in Helvetica Bold, ALL CAPS.
- Apply letter spacing (tracking) of +50.
- Each word must be centered horizontally.
- Each word must also be centered vertically within its half of the page (so when the page is cut, the word is perfectly centered on each card).
- Add a thin dotted cut line across the middle of the page to guide trimming.
- Use a letter height of [TYPE SIZE HERE] (default = 4 CM).
- Generate [TYPE NUMBER HERE] words (default = 10 words).
- Letters may be reused, but try to use as many different letters as possible across the set.
- Allow users to regenerate new sets as many times as they want, producing different batches of words.